



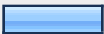





Perceptions of LEED-AP

1. Are you accredited as a LEED Accredited Professional (LEED-AP) and at least 18 years old?			Response Percent	Response Count
Yes			99.9%	9,051
No			0.1%	9
			<i>answered question</i>	9,060
			<i>skipped question</i>	1




2. How has being a LEED-AP impacted your career in terms of the following:

	Strongly Agree	Agree	No Difference	Disagree	Strongly Disagree	N/A	Rating Average	Response Count
Having others more fully recognize your abilities to perform your job?	10.6% (874)	52.0% (4,303)	34.4% (2,846)	1.4% (117)	1.2% (100)	0.4% (37)	3.70	8,277
Increased your professional opportunities for contributions (for example, through speaking, making presentations, writing, contributing to a related professional society)?	13.0% (1,078)	38.3% (3,165)	43.3% (3,578)	2.9% (241)	1.6% (129)	0.9% (77)	3.59	8,268
Increased your salary?	2.7% (223)	13.0% (1,073)	70.9% (5,868)	6.3% (519)	5.3% (441)	1.9% (154)	3.01	8,278
Increased your promotion opportunities?	4.3% (359)	34.3% (2,829)	52.5% (4,334)	4.3% (352)	2.6% (211)	2.1% (171)	3.34	8,256
Increased your job responsibilities	10.9% (904)	46.5% (3,849)	37.4% (3,097)	2.4% (201)	1.4% (119)	1.3% (105)	3.64	8,275
Increased your prestige among superiors within your organization?	11.4% (944)	57.3% (4,732)	26.5% (2,186)	1.8% (151)	1.1% (87)	2.0% (163)	3.78	8,263
Increased your prestige among individuals within your organization?	10.2% (840)	60.0% (4,959)	26.2% (2,165)	1.7% (138)	1.0% (80)	1.1% (87)	3.77	8,269
Increased your prestige among individuals outside your organization?	13.0% (1,074)	63.4% (5,242)	21.5% (1,775)	1.3% (104)	0.6% (50)	0.2% (20)	3.87	8,265
	answered question							8,296
	skipped question							765

3. Do you feel more knowledgeable as a result of becoming accredited?			Response Percent	Response Count
Yes			82.8%	6,860
No			8.6%	716
No difference			8.5%	705
			<i>answered question</i>	8,281
			<i>skipped question</i>	780

4. Do you feel more confident in your ability to do your work as a result of becoming accredited?			Response Percent	Response Count
Yes			50.1%	4,145
No			21.0%	1,738
No difference			28.8%	2,383
			<i>answered question</i>	8,266
			<i>skipped question</i>	795



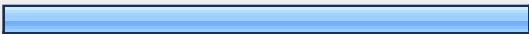


5. Was your employer supportive of your efforts to work toward becoming a LEED-AP?



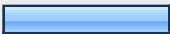



		Response Percent	Response Count
Yes		91.0%	7,532
No		3.0%	249
N/A		6.0%	495
		<i>answered question</i>	8,276
		<i>skipped question</i>	785

6. Which one of the following best describes support provided by your employer while you worked toward becoming a LEED-AP?

		Response Percent	Response Count
Fully supportive, all expenses paid		65.6%	5,439
Fully supportive, majority of expenses paid		18.9%	1,569
Somewhat supportive, but only minimal expenses paid		4.6%	384
Supportive, but no expenses paid		4.6%	380
Not supportive at all		1.5%	123
N/A		4.8%	395
		answered question	8,290
		skipped question	771



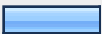


7. How difficult was it to become a LEED-AP?

		Response Percent	Response Count
Extremely Difficult		4.6%	379
Difficult		37.1%	3,067
Reasonable		46.5%	3,847
Not Difficult		11.9%	982
N/A		0.0%	2
		<i>answered question</i>	8,277
		<i>skipped question</i>	784

8. How much time did you spend in preparing for the LEED-AP examination?			
		Response Percent	Response Count
Less than 8 hours		4.1%	342
8 to 16 hours		10.7%	886
16 to 24 hours		14.4%	1,193
24 to 32 hours		14.3%	1,186
32 to 40 hours		18.3%	1,515
More than 40 hours		38.1%	3,151
		<i>answered question</i>	8,273
		<i>skipped question</i>	788

9. How much money did you spend on gaining the credential? Enter a number per area.				
		Response Average	Response Total	Response Count
Test Prep Course fees		18,009.25	124,497,911	6,913
Test Material fees		95.28	645,231	6,772
Registration fees		235.99	1,707,370	7,235
Other fees		58.26	259,947	4,462
		<i>answered question</i>		7,617
		<i>skipped question</i>		1,444

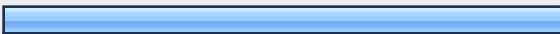
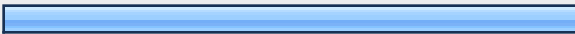
10. What is an approximate value of the impact the credential has had on your career in terms of the following?				
		Response Average	Response Total	Response Count
Annual increase in salary at primary organization (over and above base salary)		914.66	6,709,018	7,335
Annual consulting compensation outside your primary organization (over and above previous years)		2,649.08	18,842,903	7,113
	<i>answered question</i>			7,381
	<i>skipped question</i>			1,680



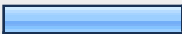
11. How frequently do you use the LEED-AP designation following your name on your business cards, correspondence, etc?			
		Response Percent	Response Count
Always		57.4%	4,748
Usually		29.4%	2,434
Rarely		8.3%	689
Never		4.4%	367
N/A		0.4%	36
	<i>answered question</i>		8,274
	<i>skipped question</i>		787




12. How many projects that successfully achieved LEED certification status received an ID/IU Credit because of your LEED-AP status? Provide a number for each level.



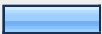
		Response Average	Response Total	Response Count
Certified		0.36	2,354	6,542
Silver		15.44	102,501	6,640
Gold		16.04	101,516	6,329
Platinum		16.83	101,243	6,014
			<i>answered question</i>	7,108
			<i>skipped question</i>	1,953

13. Have you ever held a supervisory position in terms of evaluating, hiring, and/or terminating design and/or construction professionals?



		Response Percent	Response Count	
Yes		49.2%	4,088	
No		50.8%	4,220	
			<i>answered question</i>	8,308
			<i>skipped question</i>	753






14. When advertising for a design and/or construction professional position do you include a preference for LEED Accredited Professionals?				
			Response Percent	Response Count
Yes			39.3%	1,600
No			45.2%	1,840
N/A			15.5%	633
			<i>answered question</i>	4,073
			<i>skipped question</i>	4,988

15. When hiring design and/or construction professionals do you give preference to LEED Accredited professionals?				
			Response Percent	Response Count
Yes			55.3%	2,242
No			31.8%	1,288
N/A			13.0%	526
			<i>answered question</i>	4,056
			<i>skipped question</i>	5,005






16. If you had the resources available would you negotiate a higher starting salary for a LEED Accredited Professional?			Response Percent	Response Count
Yes			49.8%	2,014
No			41.9%	1,693
N/A			8.3%	337
<i>answered question</i>				4,044
<i>skipped question</i>				5,017

17. How would hiring a LEED Accredited Professional impact your organization in terms of the following:								
	Strongly Agree	Agree	No Difference	Disagree	Strongly Disagree	N/A	Rating Average	Response Count
Provide increased credibility of the employee within the organization?	11.4% (461)	64.8% (2,613)	20.8% (837)	0.9% (36)	0.8% (31)	1.3% (52)	3.86	4,030
Provide increased credibility of the employee outside the organization?	15.0% (604)	71.2% (2,862)	11.6% (465)	0.4% (18)	0.6% (24)	1.2% (48)	4.01	4,021
Provide increased professional contributions (for example, through speaking, leading training programs, making presentations, writing, and/or contributing to a related professional society)?	9.2% (372)	48.7% (1,959)	37.6% (1,511)	1.9% (75)	1.0% (40)	1.6% (66)	3.64	4,023
<i>answered question</i>								4,032
<i>skipped question</i>								5,029







18. Do you teach design and/or construction courses for a college or university?			Response Percent	Response Count
Yes			5.2%	426
No			94.8%	7,838
			<i>answered question</i>	8,264
			<i>skipped question</i>	797

19. Which of the following best describes your current position?			Response Percent	Response Count
Part-time lecturer			65.8%	288
Full-time adjunct			5.9%	26
Tenure-track			4.1%	18
Tenured			2.7%	12
none of the above			21.5%	94
			<i>answered question</i>	438
			<i>skipped question</i>	8,623







20. Which of the following best describes your university's current policy in regards to requiring students to take the LEED-AP exam?

		Response Percent	Response Count
Not required or suggested.		35.1%	150
Not required, but students do take it voluntarily.		46.8%	200
Required, but students do not have to pass.		0.2%	1
Required with passing score		1.2%	5
N/A		16.6%	71
		<i>answered question</i>	427
		<i>skipped question</i>	8,634

21. Which of the following best describes your current offerings and/or plans to incorporate sustainability in to your offerings? (select all that apply)


















		Response Percent	Response Count
We have incorporated sustainable topics into select courses.		64.0%	270
We plan to incorporate sustainable topics into select courses.		13.5%	57
We have a degree in sustainability.		12.8%	54
We plan to have a degree in sustainability.		4.0%	17
We have not nor plan to address sustainability in our existing or future degree(s).		2.4%	10
N/A		16.6%	70
		<i>answered question</i>	422
		<i>skipped question</i>	8,639

**22. Which of the following reflects your experience with or interest in offering a LEED-AP prep course to students and/or local industry professionals?
(Select all that apply)**

		Response Percent	Response Count
I have taught a LEED-AP prep course to students at my institution.		12.3%	52
I have taught a LEED-AP prep course to industry professionals.		25.1%	106
I plan to teach a LEED-AP prep course to students at my institution.		10.2%	43
I plan to teach a LEED-AP prep course to industry professionals.		11.1%	47
I have not nor plan to teach a LEED-AP prep course to students or industry professionals.		41.9%	177
N/A		15.6%	66
<i>answered question</i>			422
<i>skipped question</i>			8,639

23. What is your present job title?		
		Response Count
		8,142
	<i>answered question</i>	8,142
	<i>skipped question</i>	919











24. Where is your current office located (where you spend most of your time)? If you do not live in the U.S. or do not see your state in the drop down menu, please choose "other" and specify it in the second box.








		Response Percent	Response Count
AL		0.6%	47
AK		0.2%	18
AZ		2.1%	175
AR		0.6%	48
CA		11.1%	904
CO		4.7%	382
CT		1.0%	80
DE		0.3%	26
DC		2.1%	173
FL		5.5%	445
GA		3.5%	286
HI		0.5%	40
ID		0.3%	28
IL		5.0%	412
IN		1.3%	102
IA		0.8%	68
KS		0.9%	73



KY		0.5%	42
LA		0.2%	18
ME		0.4%	33
MD		2.4%	195
MA		3.2%	264
MI		2.5%	202
MN		2.7%	220
MS		0.3%	24
MO		3.2%	260
MT		0.5%	38
NE		0.6%	53
NV		1.0%	81
NH		0.3%	24
NJ		1.7%	140
NM		0.5%	42
NY		5.2%	422
NC		2.9%	234
ND		0.1%	10
OH		2.8%	230
OK		0.5%	44

OR		1.7%	140
PA		2.9%	236
RI		0.2%	17
SC		1.0%	78
SD		0.1%	8
TN		1.4%	111
TX		5.6%	458
UT		0.6%	53
VT		0.3%	26
VA		3.5%	282
WA		3.5%	284
WV		0.1%	8
WI		2.2%	182
WY		0.2%	14
Other (please specify)		4.6%	379
answered question			8,159
skipped question			902







25. Which of the following best describes the classification of your current position?

		Response Percent	Response Count
Architect		28.5%	2,327
Engineer		20.7%	1,688
Human Resources Manager		0.1%	10
Project Manager		21.5%	1,758
Superintendent		1.3%	108
Project Executive		4.2%	347
Purchasing Manager		0.4%	36
Facilities Manager		1.6%	132
University Professor		0.5%	42
Other (please describe)		21.1%	1,725
		<i>answered question</i>	8,173
		<i>skipped question</i>	888








26. What is your current age?			Response Percent	Response Count
18-19			0.0%	1
20-29			29.8%	2,432
30-39			31.7%	2,592
40-49			21.4%	1,745
50-59			14.1%	1,150
60-69			2.8%	232
70 and above			0.2%	17
			answered question	8,169
			skipped question	892

27. What is your gender?			Response Percent	Response Count
Male			68.1%	5,510
Female			31.9%	2,586
			answered question	8,096
			skipped question	965

28. What is your present educational level?



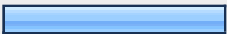



		Response Percent	Response Count
Doctoral Degree		1.0%	84
Master's Degree		32.9%	2,689
Bachelor's Degree		59.9%	4,898
Associates Degree		2.6%	213
Some college credit		3.2%	263
High School Diploma or GED Equivalent		0.4%	36
No high school diploma or GED Equivalent		0.0%	0
		<i>answered question</i>	8,183
		<i>skipped question</i>	878

29. Which of the following best describes your baccalaureate degree?

		Response Percent	Response Count
construction or engineering-related bachelor of arts		2.2%	156
construction or engineering-related bachelor of science		41.0%	2,961
design-related bachelor of arts		15.0%	1,085
design-related bachelor of science		16.3%	1,178
other bachelor of arts		10.3%	745
other bachelor of science		9.1%	658
I do not have a bachelor's degree		6.1%	440
		Other (please specify)	1,296
		answered question	7,223
		skipped question	1,838

30. What is your current salary?			Response Percent	Response Count
Less than \$40,000 annually			4.7%	383
\$40,000 to \$60,000 annually			25.4%	2,056
\$60,001 to \$80,000 annually			23.4%	1,897
\$80,001 to \$100,000 annually			18.3%	1,483
\$100,001 to \$120,000 annually			11.3%	913
\$120,001 to \$140,000 annually			4.9%	398
\$140,001 to \$160,000 annually			3.0%	245
\$160,001 to \$180,000 annually			1.4%	116
Above \$180,000 annually			2.9%	238
N/A			4.5%	366
	<i>answered question</i>			8,095
	<i>skipped question</i>			966







31. How long have you been employed in the construction industry?

		Response Percent	Response Count
Less than 3 years		16.5%	1,318
3 to 5 years		17.1%	1,372
6 to 10 years		19.4%	1,556
11 to 15 years		14.6%	1,166
16 to 20 years		8.7%	700
More than 20 years		23.7%	1,896
		<i>answered question</i>	8,008
		<i>skipped question</i>	1,053

32. How long have you been employed by your current employer?

		Response Percent	Response Count
Less than 3 three years		41.5%	3,376
3 to 5 years		22.7%	1,848
6 to 10 years		17.8%	1,449
11 to 15 years		8.8%	716
16 to 20 years		4.0%	327
More than 20 years		5.2%	421
		<i>answered question</i>	8,137
		<i>skipped question</i>	924

33. What is the classification of the organization where you are currently employed? Select all that apply.

		Response Percent	Response Count
Public Owner		5.3%	435
Private Owner		36.3%	2,958
Architect/Engineer		51.7%	4,210
Prime/General Contractor		21.4%	1,741
Subcontractor		3.4%	279
University		2.4%	198
Other (please specify)		10.5%	857
		<i>answered question</i>	8,151
		<i>skipped question</i>	910

34. What is the approximate annual revenue generated by your current employer?

		Response Percent	Response Count
I do not know.		19.7%	1,603
Less than \$100 million		41.2%	3,349
\$100 million to \$500 million		14.8%	1,201
\$500 million to \$1 billion		6.1%	493
\$1 billion to \$5 billion		8.8%	713
More than \$5 billion		4.3%	349
N/A		5.3%	430
		answered question	8,138
		skipped question	923

35. If you have any comments about LEED Accreditation, general certification in the construction industry, or comments about this survey, you may provide them below. Your comments will be incorporated into the results of the survey.

		Response Count
		1,519
		answered question
		1,519
		skipped question
		7,542